

Equipment Specification Data Sheet

Equipment Name: Laboratory Animal
Anesthesia System

Document No.: DS-ANS 01

Revision: 00

Project No.: 120310

Project Name: Integrated Vaccines Complex,
Chengalpattu


Block Code	Block Name	Identification No.	Capacity	Quantity
G1	Animal House	DS-ANS 01-02	-	2


NNE Pharmaplan India Limited


Name	Designation	Signature	Date
Prepared by			
Mr. Syed Sharique Ahmad	Process Engineer	Sharique	11.02.2016
Checked by			
Mr. Yogesha M J	Process Engineer	Yogesha-MJ	11/02/2016
Approved by			
Dr. Harshad Mali	Lead Engineer - Process	for Harshad Mali	11/02/2016


HLL Biotech Limited

Name	Designation	Signature	Date
Reviewed by			
User department: Quality Control K. Yashwanth Reddy	Deputy Manager	K. Yashwanth Reddy	16.02.2016
Project / Engineering department Vigneshwaran	DM-PROJECTS	T. Vignesh	16/2/16
Approved by			
Head of the department: Quality Control K. A. L. L. L.	MANAGER	K. A. L. L. L.	16.02.2016
Head of the department (QA) A. Suresh Babu	DM-Q.C & Q.A	A. Suresh Babu	17.02.2016
Authorized by			
RAMAN K. R.	C.E.O.	Raman	19.2.16

Equipment Specification Data Sheet			
HLL Biotech Limited, Chennai			
nne pharmaplan®	INTEGRATED VACCINES COMPLEX, CHENGALPATTU		 <small>HLL BIOTECH LIMITED (a subsidiary of HLL Lifescare Limited) (a Government of India Enterprise)</small>
	Equipment Name	Laboratory Animal Anesthesia System	
	Project #	120310	
	Document #	DS-ANS 01	
1	Process requirements		
1.1	It is used to anesthetize the laboratory animals like Mouse and Guineapigs in the Experimental Animal house.		
2	Equipment ID		
2.1	G1-ANS 01-02		
3	Technical Specification		
3.1	Model	cGMP (Compact and versatile) (Table top or Mobile mode)	
3.2	Oxygen Flowmeter Volume	0-4 liters per minute @ 55 psi	
3.3	Relative humidity	NMT 55 %	
3.4	Oxygen Flush Volume	15-35 liters per mintue @ 55 psi.	
3.5	Gas Supply	Oxygen male DISS connector	
3.6	Gas Pressure Requirements	50-55 psi.	
3.7	Flowmeter type	Single-turn metering valve	
3.8	Oxygen Flush	Plunger-actuated, springreturn valve	
3.9	Flex hose diameter	Vendor to specify	
3.10	Dimension, (W X D X H)	Vendor to specify	
3.11	Weight	Vendor to specify	
3.12	Number of animals to be anesthetized	Mouse	Minimum 10 mouse at a time
		Guinepigs	Minimum 2 Guineapigs at a time
3.13	Quantity	2 nos.	
4	Material of Construction		
4.1	Body frame	cGMP Compliance	
4.2	Valves	cGMP Compliance	
4.3	bolts and screws	Stain-less steel	
4.4	Vaporizer	SS	
5	Specific Equipment requirment		
5.1	Anesthesia system should be able to anasthetize the laboratory animals like Mouse and Guineapigs.		
5.2	Oxygen should flow from the pressurised tank to anesthesia machine through the DISS(Diameter Indix Safety System) connection and is then plumbed in to two chennels.		

Equipment Specification Data Sheet		
HLL Biotech Limited, Chennai		
nne pharmaplan®	INTEGRATED VACCINES COMPLEX, CHENGALPATTU	
	Equipment Name	Laboratory Animal Anesthesia System
	Project #	120310
	Document #	DS-ANS 01
		
5.3	One channel goes to the oxygen flow meter and oxygen will be delivered to the inlet of the vaporizer and flow should be controlled by flow control knob.	
5.4	Other channel goes to the oxygen flush valve and when the flush button is pushed oxygen flows directly to the patient circuit.	
5.5	On / Off button or position shall be provided for the vaporizer. Amount of anesthetic agent vapor that will be added to oxygen flow should vary from 0-5 % of the total flow.	
5.6	Lines from the vaporizer and the oxygen flush valve should merge through the common outlet and into the dual procedure circuit.	
5.7	Dual procedure circuit should be bifurcated by a Y-fitting in to two branches.	
5.8	A stopcock within each branch of the circuit should provide independent control of each branch.	
5.9	One branch of the Dual procedure circuit goes in to the induction chamber, gases should flow through the feed tube.	
5.10	Other branch of the patient breathing circuit Dual procedure circuit goes in to the nose cone of the patient breathing circuit	
5.11	There should be provision for two charcoal filters for waste gas removal from chamber and nose cone.	
5.12	One charcoal filter should be connect to the induction chamber (air tight). Another charcoal filter should be connect to end of the patient breathing circuit.	
5.13	Accessories required: <ul style="list-style-type: none"> • Mouse and rat-sized nosecones • Oxygen flow meter, oxygen flush valve, Precision vaporizer and oxygen hose assembly with threaded DISS connections. • 2 - Chambers (air tight) and charcoal filters. • Blue connector (Black tubing) 	
6	Other requirement	
6.1	Cleaning shall be done manually.	
6.2	All bolts, nuts on the exterior part of system will be with cap head or cap nut.	
6.3	Vendor to give code numbers for each component	
6.4	In general the equipment has to be designed in a way to get easy and quick access to all necessary maintenance points. Ex. dual breathing circiut, induction chamber, vaporizer, charcoal filters, DISS connections etc.	
6.5	The design shall be maintenance friendly for the ease of replacement of charcoal filters.	
6.6	All parts of the system exposed in classified area must be resistant to standard disinfectants or vendor shall provide the name of specific disinfectants	
7	Regulatory aspects	
7.1	cGMP compliances.	
8	Safety requirements	
8.1	All solid surfaces of anesthesia system must be impervious or painted, to facilitate cleaning and disinfection.	
8.2	Appropriate closure of all the parts.	

Equipment Specification Data Sheet		
HLL Biotech Limited, Chennai		
nne pharmaplan®	INTEGRATED VACCINES COMPLEX, CHENGALPATTU	
	Equipment Name	Laboratory Animal Anesthesia System
	Project #	120310
	Document #	DS-ANS 01
		
9	Documents	
9.1	Following documents, but not limited to these, are expected from the vendor as part of the supply package in hard copy as well as editable electronic file	
9.2	IOQ Protocol.	
9.3	Operation and maintenance manuals shall be provided along with IQ and OQ documents during installation at site	
9.4	Calibration certificate of critical instruments with respect to the traceable national reference standard instrument and their calibration procedure.	
9.5	All equipment warranty should be valid for one year from the date of completion.	
9.6	Vendor should provide list of standard spare parts with ordering information.	
9.7	Vendor should provide list of change parts (if applicable) with ordering information	
10	Timelines	
10.1	Not Applicable	
11	Preferred list of Makes	
11.1	VetEquip	
NOTE: Accurate size and technical specification need to be mentioned by the vendor		

Equipment Specification Data Sheet					
HLL Biotech Limited, Chennai					
nne pharmaplan®	INTEGRATED VACCINES COMPLEX, CHENGALPATTU				
	Equipment Name	Laboratory Animal Anesthesia System			
	Project #	120310			
	Document #	DS-ANS 01			
TABLE NO: 1					
Equipment ID	Block Name	Room Name	Room No	Room dimension in mm	Room height in mm
G1-ANS 01	Animal House	Inoculation (Challenge)	G1G080	2700	2700
G1-ANS 02	Animal House	Postmortem (Testing)	G1G048	2700	2700
Table-2: Change Log					
Date	Name	Revision	Section	Change/Comment	
09-09-2015	Syed Sharique Ahmad	00	-	New document	
Table-3: Annexure					
Not applicable					